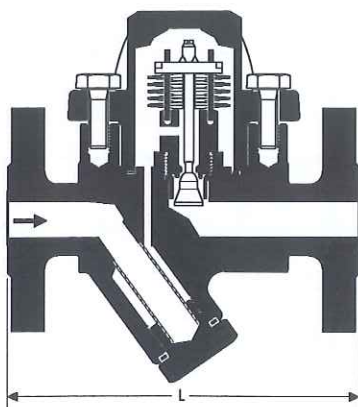
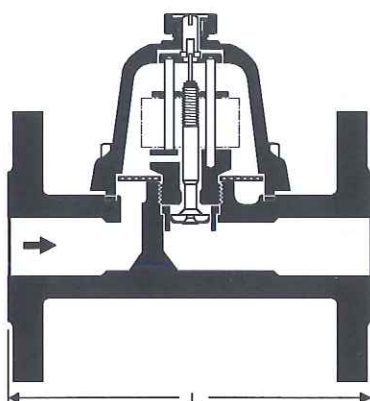


Thermostatic Steam Traps BK with Duo Stainless Steel (Bimetallic) Regulator PN 40 – PN 630



BK 45, BK 46
DN 15, 20, 25 mm



BK 15, DN 40, 50 mm

Features of the BK series

- Robust regulator for roughest operating conditions (unaffected by waterhammer and frost)
- Suitable for superheated steam applications
- Automatic air-venting (steam trap can be used for thermal air-venting in steam systems)
- Installation in any position (horizontal and vertical lines)
- Stage nozzle acts as non-return valve
- Stainless steel internals
- Repairable in-line
- Base bushing ensures positive metal-to-metal sealing between body and regulator.
- Up to Δp 250 barg

Application

For open-loop controlled heating processes.

Draining of

- saturated steam lines
- superheated steam lines
- steam tracers

Can also be used for thermal air-venting

Air-venting

Steam trap for thermostatic air-venting with bimetallic regulator

The thermostatic steam traps with corrosion-resistant Duo S.S. (bimetallic) regulator of the BK series can also be used for air-venting.

Application

Thermostatic steam trap for automatic air-venting and discharge of non-condensable gases and steam/air mixtures from steam lines and heat exchangers. Special adjustment might be required.

Pressure/Temperature Ratings*)

Type	PN Class	ΔPMX [bar]	Material DIN	ASTM	Max. Pressure/Temp. Rating PMA / TMA	Rating PMA / TMA
BK 45 ¹⁾	PN 40	22	C 22.8 ²⁾	A 105 ²⁾	32 bar / 250 °C	21 bar / 400 °C
BK 15 DN 40/50	PN 40	22	C 22.8 ²⁾	A 105 ²⁾	32 bar / 250 °C	14.5 bar / 450 °C
BK 46 ³⁾	PN 40	32	15 Mo 3	A 182 F 1 ³⁾	35 bar / 300 °C	28 bar / 450 °C
BK 27	PN 63	45	15 Mo 3	A 182 F 1 ³⁾	56 bar / 300 °C	45 bar / 450 °C
BK 28	PN 100	85	15 Mo 3	–	85 bar / 465 °C	27 bar / 530 °C
BK 29	PN 160	110	13 CrMo 4 4	–	110 bar / 500 °C	38 bar / 550 °C
BK 212	PN 630	250	10 CrMo 9 10	–	300 bar / 537 °C ⁴⁾	162 bar / 580 °C ⁴⁾
BK 28 ASTM	Class 600	85		A 182 F 12	85 bar / 300 °C	67 bar / 450 °C
BK 29 ASTM	Class 900	110		A 182 F 12	110 bar / 400 °C	46 bar / 540 °C
BK 212 ASTM	Class 2500	250		A 182 F 12	263 bar / 475 °C	182 bar / 525 °C

¹⁾ Also available: BK 45 U (discharges condensate with approx. 30 K undercooling.

²⁾ Material complies with DIN and ASTM requirements.

³⁾ Physical and chemical properties comply with DIN grade.

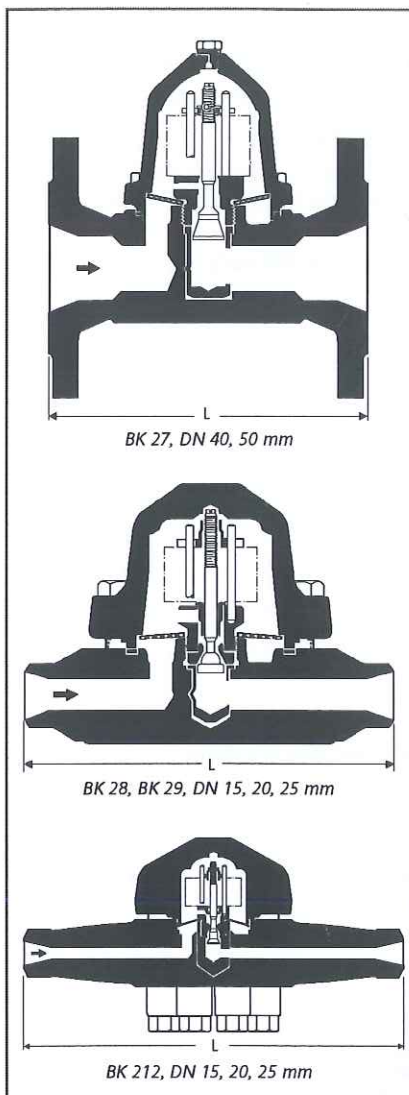
ASTM nearest equivalent grade is stated for guidance only.

⁴⁾ DN 25 mm with special nuts and bolts.

⁵⁾ BK 46 replaces BK 16.

*) For more information see data sheet.

Thermostatic Steam Traps BK with Duo Stainless Steel (Bimetallic) Regulator PN 40 – PN 630



Available End Connections and Overall Lengths

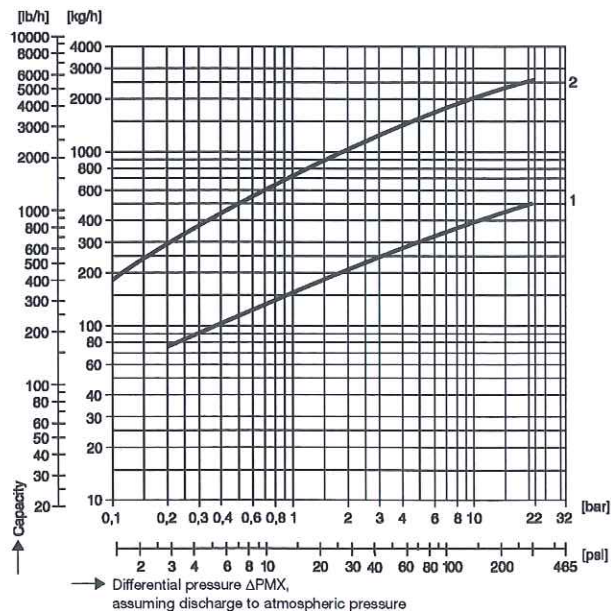
Type	Connection	Overall length (L) in mm				
		DN 15 1/2"	DN 20 3/4"	DN 25 1"	DN 40 1 1/2"	DN 50 2"
BK 45 DN 15 – 25 mm	Flanged DIN PN 40	150	150	160	230	230
	Flanged ANSI 150 ¹⁾	150	150	160	230	230
BK 15 DN 40, 50 mm	Flanged ANSI 300 ¹⁾	150	150	160	230	230
	Screwed sockets	95	95	95	130	230
	Socket-weld (SW)	95	95	95	130	230
	Butt-weld (BW)	200	200	200	250	250
BK 46	Flanged DIN PN 40	150	150	160	–	–
	Flanged ANSI 300	150	150	160	–	–
	Screwed sockets	95	95	95	–	–
	Socket-weld (SW)	95	95	95	–	–
BK 27	Flanged DIN PN 40	–	–	–	230	230
	Flanged DIN PN 63	–	–	–	260	300
	Flanged ANSI 400/600	–	–	–	241	292
	Socket-weld (SW)	–	–	–	180	180
	Butt-weld (BW)	–	–	–	180	180
BK 28	Flanged DIN PN 100	210	230	230	–	–
	Socket-weld (SW)	160	160	160	–	–
	Butt-weld (BW)	160	160	160	–	–
BK 28 ASTM	Flanged ANSI 400/600	230	230	230	–	–
	Screwed NPT	160	160	160	–	–
	Socket-weld (SW)	160	160	160	–	–
	Butt-weld (BW)	160	160	160	–	–
BK 29	Flanged DIN PN 160	210	230	230	–	–
	Socket-weld (SW)	160	160	160	–	–
	Butt-weld (BW)	160	160	160	–	–
BK 29 ASTM	Flanged ANSI 900/1500	230	230	254	–	–
	Socket-weld (SW)	200	200	200	–	–
	Butt-weld (BW)	200	200	200	–	–
BK 212	Socket-weld (SW)	330	330	330	–	–
	Butt-weld (BW)	330	330	330	–	–
BK 212 ASTM	Socket-weld (SW)	330	330	330	–	–
	Butt-weld (BW)	330	330	330	–	–

¹⁾ BK 45 with ANSI flanges: overall length 172 mm available on request.

Capacity Charts

The charts show the maximum hot condensate capacities.

BK 45 DN 15-25 mm (Curve 1) BK 46 DN 15-25 mm (Curve 1)
BK 15 DN 40 + 50 mm (Curve 2)



BK 27 (Curve 1) BK 29/BK 29 ASTM (Curve 2)
BK 28/BK 28 ASTM (Curve 2) BK 212/BK 212 ASTM (Curve 3)

